


# Process Information

## Carbon Fiber (transparent version)



### Process description

Carbon fiber materials consist of carbon fiber fabrics, which are embedded in resins. Such materials are characterized by their high degree for stability at a low density. This is the reason why they are used for expensive sports cars or in aeroplane construction. Sometimes you can find these materials on particular add-on parts of sports motorcycles in serial production. If carbon fiber fabrics are used for the production of car bodies, they are embedded in clear or yellow-colored resins. Single parts of a car body or even complete car bodies of sports cars are produced with this material. We point out that carbon fiber fabrics can be embedded in very different kinds of resin. Add-on parts for the interior and also the exterior (mirror covers and door handle recesses) in "carbon look" are often offered on the automobile accessories market. Such effects can be achieved with carbon fiber materials where the carbon fiber fabric is still visible through the brown or black colored, transparent, mat resin layer. This effect is especially well emphasized by the following paint system.

### Substrates

- Carbon fiber materials

### Products required

- PK 700, PK 1000
- CHRONOLUX CP
- SPEEDFLASH
- CRYSTALCLEAR CP
- R-M VOC clears




### Safety instructions

It cannot be ruled out that these products contain particles < 0.1 µm.

The products are suitable for professional use only.

For the use of these products please adhere to the actual safety recommendations and the personal protective equipment.

### Pre-treatment

	Degreasing PK 700
	Sanding Red sanding pad, soaked with PK 700
	Degreasing PK 1000


The data contained in this publication are based on our current knowledge and experience. In view of the many factors that may affect processing and application of our products, these data do not relieve processors from carrying out their own investigations and tests; neither do these data imply any guarantee of certain properties, nor the suitability of the products for a specific purpose. Any descriptions, drawings, photographs, data, proportions, weights etc. given herein are for general information purpose only; they may change without prior information and do not constitute the agreed contractual quality of the products (product specification). The latest version supersedes all previous versions. You can obtain the latest version from our website at [www.mpaint.com](http://www.mpaint.com) or directly from your sales partner. It is the responsibility of the recipient of our products to ensure that any proprietary rights and existing laws and legislation are observed.

R-M Automotive Refinish Paints, Z.I. du Merret F-60676 Clermont de l'Oise Cedex, Tel. (+33) (0) 3 44 77 77 77, 09/2014







# Process Information

## Carbon Fiber (transparent version)






### Clearcoat





	CHRONOLUX CP H 420 SPEEDFLASH	300% by vol. 100% by vol. 100% by vol.	
	HVLP-gravity-feed spraygun Compliant gravity-feed spraygun	1,3 – 1,5 1,3 – 1,4	0,7 bar at the nozzle 2,0 – 2,5 bar
	Spraycoats: Film thickness:	2 40 – 60 µm	
	Drying at 60°C:	60 min.	

#### Note:

After first application of the clearcoat, visible surface defects (such as pinholes) can be filled manually with a brush. After intermediate sanding with an orbital sander (P400 – P600) or after manual sanding (P800 – P1000), this step can be repeated until the desired result has been achieved.

### Premium Finish

	Degreasing PK 700		
	Sanding Red sanding pad, soaked with PK 700		
	Degreasing PK 1000		

	CRYSTALCLEAR CP CP H 420 SC 850	300% by vol. 100% by vol. 100% by vol.	
	HVLP-gravity-feed spraygun Compliant gravity-feed spraygun	1,3 – 1,5 1,3 – 1,4	0,7 bar at the nozzle 2,0 – 2,5 bar
	Spraycoats: Film thickness:	2 40 – 60 µm	
	Drying at 60°C:	30 min.	

You may use any R-M VOC clear instead of CRYSTALCLEAR CP.

The final result of this application process depends on the quality of the carbon fiber material.

