


Process Information

Carbon Fiber (tinted version)



Process description

Carbon fiber materials consist of carbon fiber fabrics, which are embedded in resins. Such materials are characterized by their high degree for stability at a low density. This is the reason why they are used for expensive sports cars or in aeroplane construction. Sometimes you can find these materials on particular add-on parts of sports motorcycles in serial production. If carbon fiber fabrics are used for the production of car bodies, they are embedded in clear or yellow-colored resins. Single parts of a car body or even complete car bodies of sports cars are produced with this material. We point out that carbon fiber fabrics can be embedded in very different kinds of resin.

Substrates

- Carbon fiber materials

Products required

- PK 700, PK 1000
- DIRECTFILLER WHITE / GREY / BLACK
- ONYX HD basecoats
- UNO HD CP topcoats
- R-M VOC clears




Safety instructions

It cannot be ruled out that these products contain particles < 0.1 µm.

The products are suitable for professional use only.

For the use of these products please adhere to the actual safety recommendations and the personal protective equipment.

Pre-treatment

	Degreasing PK 700
	Sanding Red sanding pad, soaked with PK 700
	Degreasing PK 1000

The data contained in this publication are based on our current knowledge and experience. In view of the many factors that may affect processing and application of our products, these data do not relieve processors from carrying out their own investigations and tests; neither do these data imply any guarantee of certain properties, nor the suitability of the products for a specific purpose. Any descriptions, drawings, photographs, data, proportions, weights etc. given herein are for general information purpose only; they may change without prior information and do not constitute the agreed contractual quality of the products (product specification). The latest version supersedes all previous versions. You can obtain the latest version from our website at www.mppaint.com or directly from your sales partner. It is the responsibility of the recipient of our products to ensure that any proprietary rights and existing laws and legislation are observed.

R-M Automotive Refinish Paints, Z.I. du Merret F-60676 Clermont de l'Oise Cedex, Tel. (+33) (0) 3 44 77 77 77, 09/2014



Process Information

Carbon Fiber (tinted version)



Primer Filler

Clean the surface with PK 1000 before applying DIRECTFILLER.

	DIRECTFILLER GREY D 701 FR 500 You may use DIRECTFILLER WHITE / BLACK instead of DIRECTFILLER GREY	100% by vol. 20% by vol. 20% by vol.	100 g 13 g 11 g
	HVLP-gravity-feed spraygun Compliant gravity-feed spraygun	1,7 – 1,9 1,6 – 1,8	0,7 bar at the nozzle 2,0 – 2,5 bar
	Spraycoats: Film thickness:	½ + 2 80 – 120 µm	
	Drying at 60°C:	60 min.	
	Sanding with P400 – P600		
	Sanding with P800 – P1000		

Note:

After first application of the primer filler, visible surface defects (such as pinholes) can be filled manually with a brush. After intermediate sanding with an orbital sander (P400 – P600) or after manual sanding (P800 – P1000), this step can be repeated until the desired result has been achieved.

Topcoat

	DIAMONT, ONYX HD, UNO HD, UNO HD CP Apply in accordance with the Technical Data Sheet
--	---

The final result of this application process depends on the quality of the carbon fiber material.